

AVH 16-M1 MULTI FUNCTION METER



TECH SPECS

Dimension (HxWxD) mm	96 x 96 x 54
Current	30mA To 5A AC
Voltage	(L-L) : 35-520V AC (L-N) : 20-300V AC
Primary PT	100V to 520KV
Secondary PT	100V to 520V
Primary CT	Up to 6000A
Secondary CT	By 5A/1A
System	1Ph-2W/3Ph-3W/3Ph-4W
Power Supply	100 to 270V AC,50/60Hz Approx 4VA
Certification	CE

APPLICATIONS

Control & Relay Panel

Original Equipment
Manufacturers (OEMs)

Energy Management System

DG Set Panels

LT / HT Panel

Power Control Center Panels

Motor Control Center Panels

Technical Specifications

Meter type

1Φ2W / 3Φ 4W / 3Φ 3W (Selectable)

Input

Voltage

Direct Voltage 20 To 300V (L-N)
35 TO 520V (L-L)

Current

Secondary Current AC 30mA to 5Amp
Primary PT 100V to 520KV
Secondary PT 100V to 520V
Primary CT Up to 6000A
Secondary CT By 5A/1A

Voltage THD% Upto 32 Level

Current THD% Upto 32 Level

Environmental

Working Temperature 0 to 55 °C
Storage Temperature 0 to 55 °C
Relative Humidity 95% RH Non-condensing
Warm up time 5 minutes

Output

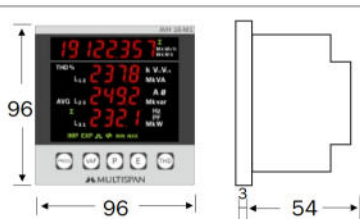
Pulse Output (Optional) Voltage :- External 24V DC
Current Capacity :- 25mA
Pulse width - 50 to 500ms

Communication Output RS-485 (Optional)

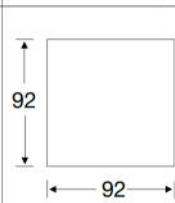
Interface RS-485
Baud Rate 4800, 9600, 19200,38400
Parity None, Odd, Even
Protocol Modbus - RTU
Transmission Distance 500 Meter Maximum
Communication address 1 to 128

Mechanical Dimension

Outline Dimension (mm)



Panel Cutout Dimension (mm)



Measurement Accuracy

Voltage V _{L-N}	±0.5%
Voltage V _{L-L}	±0.5%
Current	±0.5%
Frequency	±0.5%
Power Factor	< 0.5%
Active Power	< 0.5%
Apparent Power	< 0.5%
Reactive Power	< 0.5%
Energy	Class 0.5

Display, Keys & LED

Display	Upper	8 Digit 1 Line 7 seg 0.4"
	Lower	4 Digit 3 Line 7 seg 0.4"
Key	PORG, VAF, P, E, & THD	

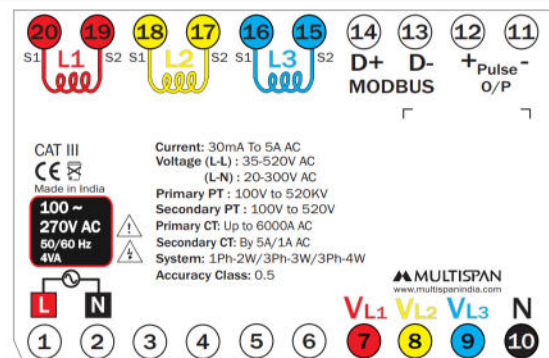
Physical

Mounting Type	Panel Mount
Size (H x W x D)mm	96 X 96 X 54
Front Bezel (H x W) mm	96 X 96
Panel Cutout (H x W) mm	92 X 92
Depth Behind panel (mm)	54
Material	ABS
Accessory	2 Panel Mounting Clamp
Terminal & Cable Size	Barrier Type terminal Cable Size (2.5 mm ²)

Auxiliary Power Supply

Power Supply	100 to 270V AC,50/60Hz
Burden	4VA

Connection Diagram



Multispand reserves the right to change specifications without prior notice. Printing and typographical errors reserved.

Product improvement and upgrade is a constant procedure. So for more updated operating information & support contact us.