

ADDA B.C.D. INDICATORS are available in DIN panel mount (24x48 & 48x96), and also in large digit (100mm) wall mount. The ADDA SYSTEMS range of B.C.D. instruments has been specifically designed to provide easy interfacing to Programmable Logic Controllers. Two alternate input drive variations are available:

- 1- Direct Drive with four Binary Coded Decimal inputs for each digit. This allows for easy programming, but requires 16 P.L.C. outputs.
- 2- Multiplexed Drive with four common Binary Coded Decimal inputs and one input for each digit to control the latching. Thus, only eight P.L.C. outputs are required for the first meter and four additional outputs for each subsequent device. (Multiplexing is by digit.) For large systems other more efficient multiplexing schemes are available.

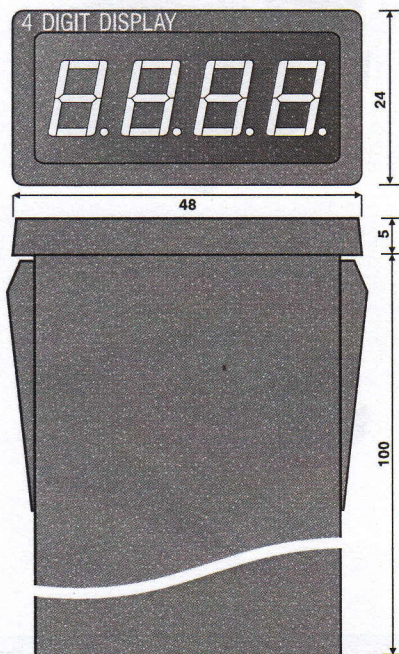
As accessories for the ribbon cable versions we also offer 10 & 26 way D.I.N. Omega Rail Ribbon Cable to Terminal transition boards and Ribbon Cable assemblies.

To "special order" ADDA SYSTEMS can also supply these units with 5V, 12V, 15V or 24V supply voltage and logic levels.

24V DC DISPLAY, 24V POSITIVE LOGIC, DIRECT OR MULTIPLEXED INPUTS, TERMINAL OR RIBBON CABLE OUTPUTS, MULTI-INSTRUMENT MULTIPLEXED SCHEMES AVAILABLE.

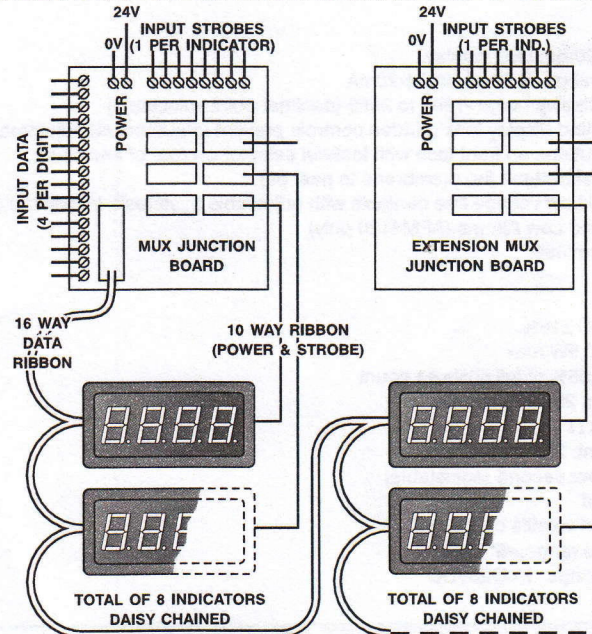
ABD14R124D

S - Normally Stock
 L - Limited Stock
 O - Ex Order



GROUP CONNECTION OF MULTIPLE INDICATORS VIA MUX JUNCTION BOARDS MULTIPLEXING BY INSTRUMENT

THE NUMBER OF INDICATORS IS ONLY LIMITED BY THE SWITCHING CAPACITY OF THE PLC OUTPUTS



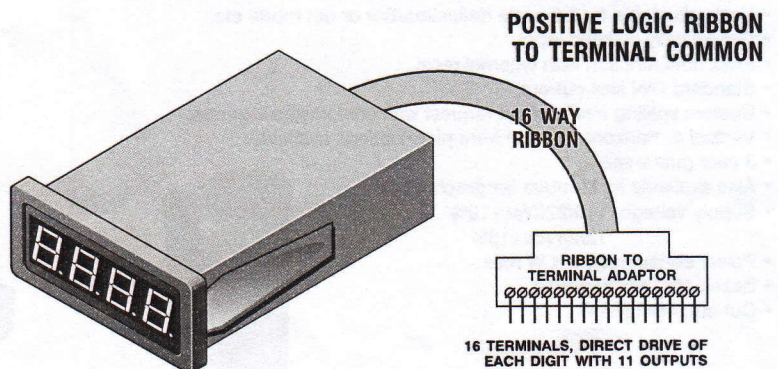
B.C.D. METER DRIVER BOARDS

S - Normally Stock
 L - Limited Stock
 O - Ex Order

VOLTAGES APPLIED TO INPUTS

LOGIC "1" HIGH
 GUARANTEED MINIMUM INPUT VOLTAGE 20.6V
 TYPICAL MINIMUM INPUT VOLTAGE 15.5V
 ABSOLUTE MAXIMUM INPUT VOLTAGE 28.5V

LOGIC "0" HIGH
 GUARANTEED MINIMUM INPUT VOLTAGE 20.6V
 TYPICAL MINIMUM INPUT VOLTAGE 15.5V



16 TERMINALS, DIRECT DRIVE OF EACH DIGIT WITH 11 OUTPUTS